

California's Prisons: The Good, the Bad, the Ugly

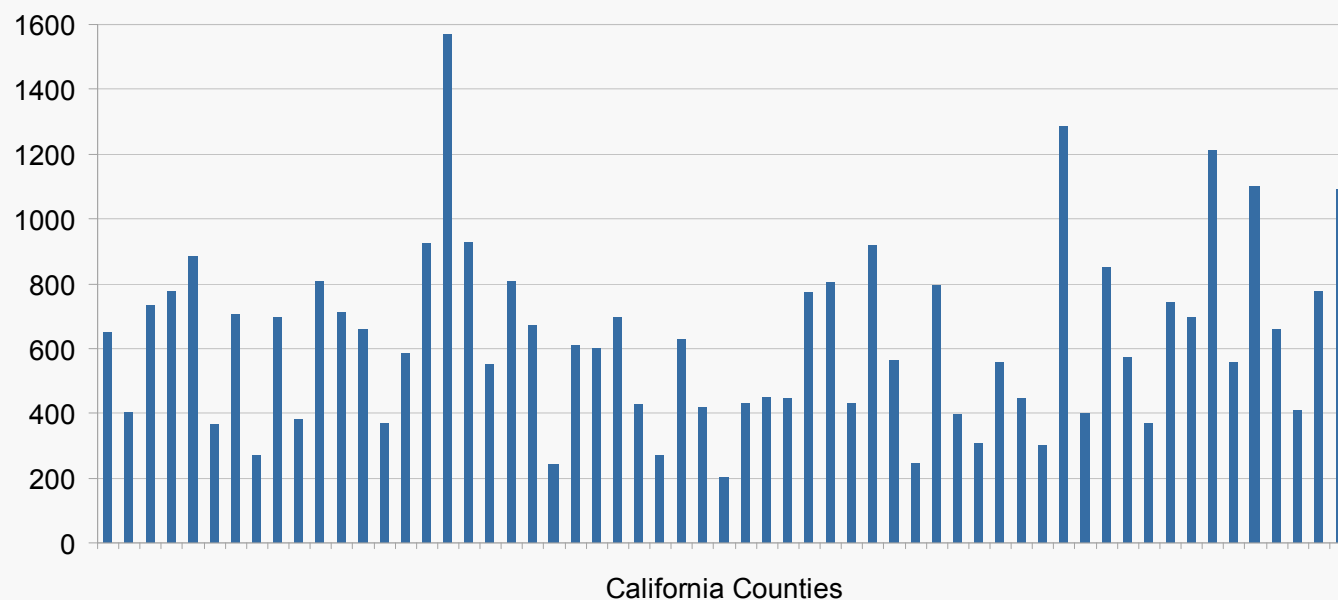
AB 109: Criminal Justice Realignment & Reform

Daniel Macallair, CJCJ Executive Director
November 17, 2011

State-dependence vs. self-reliance

Counties vary widely in their use of incarceration.

Total adult imprisonments per 100,000/population age 18-69, 2010



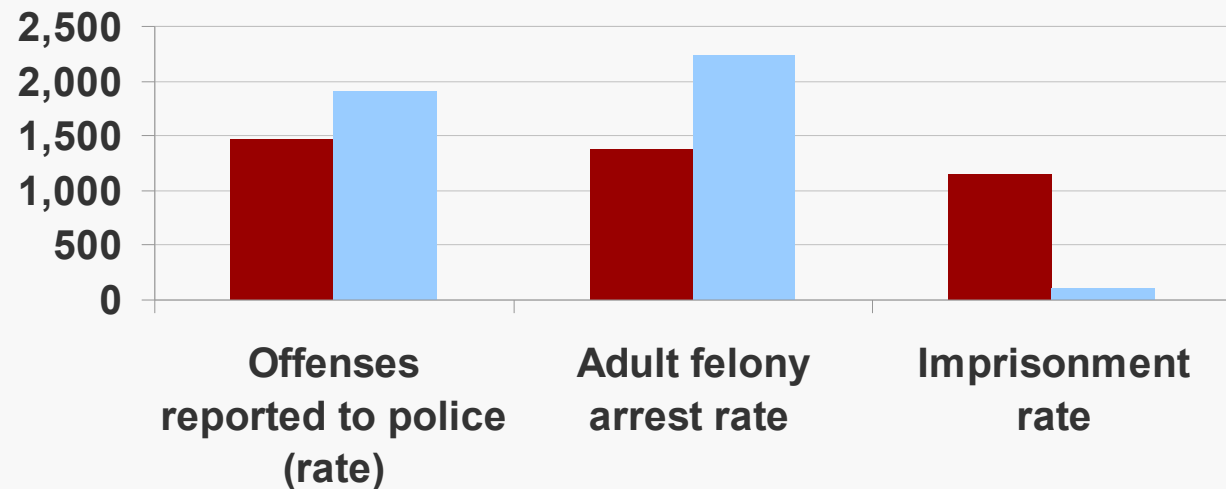
Source: United States Census Bureau. (2010). 2010 Census, California, Summary File 3. Washington, DC: Department of Commerce; California Department of Corrections and Rehabilitation (CDCR). (2010). Prison census data as of December 31, 2010. Sacramento, CA: CDCR.

This is NOT related to crime rates

When compared controlling for crime rates, disparities still emerge.

PROFILE: Kings vs. San Francisco

■ Kings ■ San Francisco

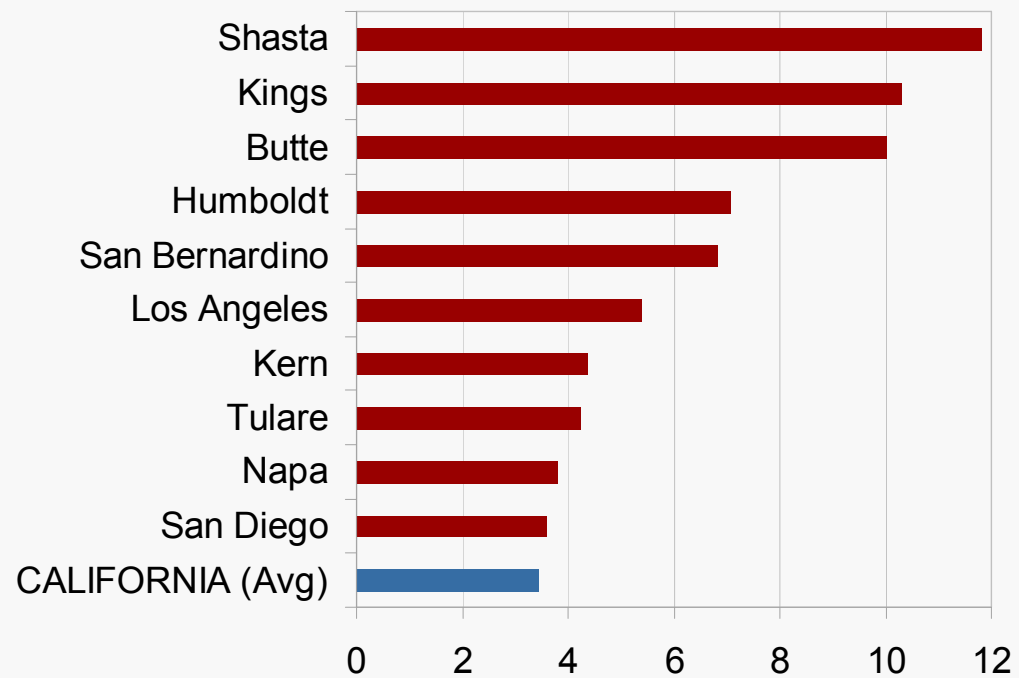


Source: Criminal Justice Statistics Center (CJSC). (2010). California Criminal Justice Profile, Statewide Report, 2010. Sacramento, CA: Office of the Attorney General, California Department of Justice; California Department of Corrections and Rehabilitation (CDCR). (2010). Prison census data as of December 31, 2010. Sacramento, CA: CDCR.

Keep low-level offenders local

Some counties are incarcerating low-level offenders, contrary to best practices.

Counties ranked by marijuana imprisonment rate above the state average



Source: Criminal Justice Statistics Center (CJSC). (2010). California Criminal Justice Profile, Statewide Report, 2010. Sacramento, CA: Office of the Attorney General, California Department of Justice; California Department of Corrections and Rehabilitation (CDCR). (2011). Data Analysis Unit, special data provision, May 2011.

Fiscal incentives

This overuse of state prison creates additional costs that penalize counties pursuing best practices.

\$782 million* per year added from excessive imprisonments

- Los Angeles
 - Riverside
 - Kings
 - Sacramento
- = \$676 million added*

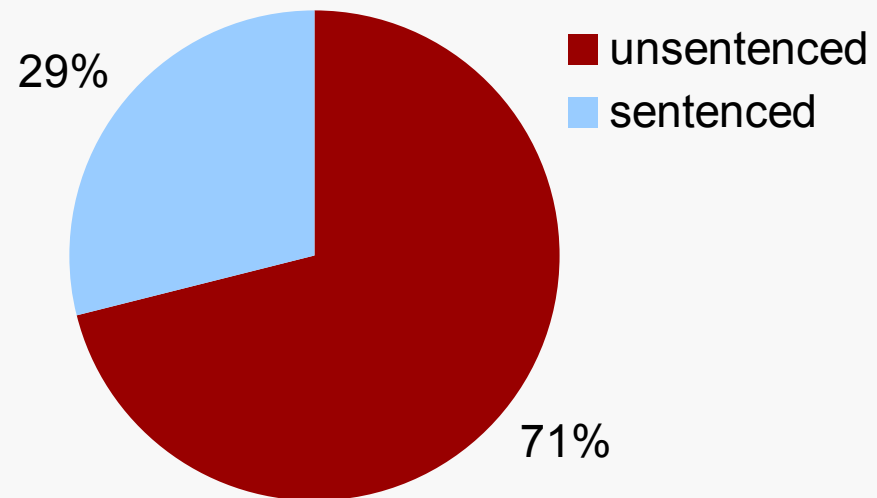
*At Legislative Analyst-estimated cost per prisoner per year \$45,828 for 2010

Sources: Criminal Justice Statistics Center (CJSC). (2010). California Criminal Justice Profile, Statewide Report, 2010. Sacramento, CA: Office of the Attorney General, California Department of Justice; California Department of Corrections and Rehabilitation (CDCR). (2010). Prison census data as of December 31, 2010. Sacramento, CA: CDCR.

Maximizing jail space

Serve and supervise low-level offenders and unsentenced inmates in the community.

Percent of county jail population that is unsentenced



Sources: Corrections Standards Authority, CDCR. (2010). Jail Profile Survey, Fourth Quarter 2010. Sacramento, CA: CDCR.

For more information

Visit CJCJ's California Sentencing Institute:

<http://www.cjcj.org/technical/assistance/california/sentencing/institute>

Or contact:

Center on Juvenile & Criminal Justice

440 9th Street

San Francisco, CA 94103

(415) 621-5661

cjcjmedia@cjcj.org

www.cjcj.org/blog

facebook.com/CJCJmedia

twitter.com/CJCJmedia